


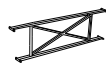







Assembly instruction

PARTS LIST			QTY
A	TABLE TOP		1
B	TABLE RIM		1
C	TABLE LEG		2
D	LEG CONNECTOR BRACKET		1
E	BOLT		16
F	MATEL WASHER		16
G	BOLT PLASTIC CAP		16
H	ALLEN WRENCH		1
I	TOUGH-UP PAINT BOTTLE		1

for warranty purpose or to buy replacement parts always keep this item number

